



Rottweg 17 • D 48683 Ahaus
Tel. (0 25 61) 93 84-0
Fax (0 25 61) 93 84 36
Internet: www.ab-maschinen.de
E-Mail: info@ab-maschinen.de

Schweißtechnik
Lagereinrichtungen
Industriebedarf
Werksvertretungen
Gebrauchtmaschinen

MB POS-1TW (1008-845905)

© A + B Werkzeuge Maschinen Handels GmbH



Control type
konventionell

Machine no.
1008-845905

Make
MB

Location
Ahaus

For heavy industry

When choosing a turntable, it is essential

Turning and tilting torque must be taken into account. To note
applies to how far the center of gravity of the workpiece is from the
The faceplate is away or how far the center of gravity is
is eccentric from the center. By means of a
Rotary and tilting tables can be used to optimize workpieces
position for welding.

- Robust construction.
- Infinitely variable.
- Hand remote control.
- HF protected.


Furnishing :

- 1 control (integrated)
- 1 wired remote control

Machine attributes

table diameter:	900 mm
table load:	1.000 kg
turning speeds:	0,12 - 1,2 U/min
swivelling range:	0 - 135 Grad
speed:	Kipp 0,35 U/min
welding current:	500 A
dimensions of the machine ca.:	1475 x 1050 x 900 mm

Machine images





Rottweg 17 • D 48683 Ahaus
Tel. (0 25 61) 93 84-0
Fax (0 25 61) 93 84 36
Internet: www.ab-maschinen.de
E-Mail: info@ab-maschinen.de

Schweißtechnik
Lagereinrichtungen
Industriebedarf
Werksvertretungen
Gebrauchtmachines



© A + B Werkzeuge Maschinen Handels GmbH

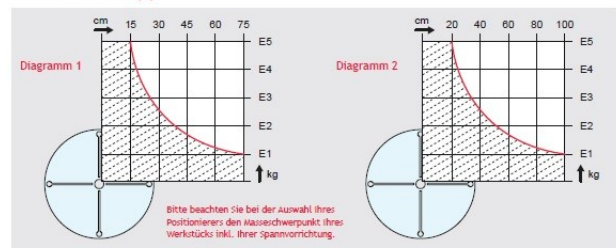


© A + B Werkzeuge Maschinen Handels GmbH



© A + B Werkzeuge Maschinen Handels GmbH

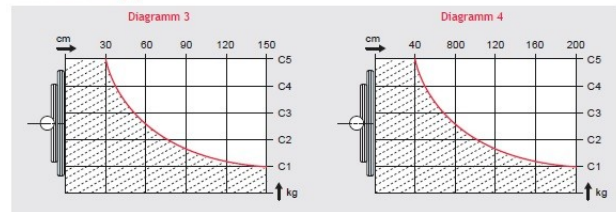
© A + B Werkzeuge Maschinen Handels GmbH



Exzentrisch POS-ITW

Diagramm	
E1 (in kg)	200
E2 (in kg)	400
E3 (in kg)	600
E4 (in kg)	800
E5 (in kg)	1.000

Zentrische Last (C)



Zentrisch POS-ITW

Diagramm	
C1 (in kg)	200
C2 (in kg)	400
C3 (in kg)	600
C4 (in kg)	800
C5 (in kg)	1.000