



Rottweg 17 • D 48683 Ahaus  
Tel. (0 25 61) 93 84-0  
Fax (0 25 61) 93 84 36  
Internet: [www.ab-maschinen.de](http://www.ab-maschinen.de)  
E-Mail: [info@ab-maschinen.de](mailto:info@ab-maschinen.de)

Schweißtechnik  
Lagereinrichtungen  
Industriebedarf  
Werksvertretungen  
Gebrauchtmaschinen

## IMET SIRIO 350 AF-E CEB (1008-9164086)



**Control type**  
CNC

**Construction year**  
1998

**Machine no.**  
1008-9164086

**Make**  
IMET

**Location**  
Ahaus

\*\* Current new price approx. 25.000 euros

\*\* Special price on request

Circular saws are used to cut thin-walled tubes and profiles. Clean, precise cut edges are achieved with the circular saw. Fast sawing and easy miter adjustment are the advantages of the circular saw.

Basically, you should also pay attention to the correct cooling of the materials. Cooling lubrication is essential for metallic materials. Cooling lubrication is not required for non-metallic materials such as plastic, brass or cast iron.

Choosing the right tooth pitch is decisive for the optimal use of metal circular saw blades. For the material cross-section to be machined in connection with the material quality.

Furnishing:

- CNC fully automatic / vertically guided metal circular saw
- swiveling CNC control, front left

\* Entry of parameters such as quantities and material lengths

- Precision prism guide of the gear head, laterally adjustable

- Hydro-pneumatic control of the saw unit

- with automatic material feed & quantity specification

\* electro-pneumatic material feed unit

- Smooth-running, powerful worm drive

\* with large transmission ratio

- with miter adjustment via large turntable

- continuous saw blade lowering

- pneumatic material clamping

- Stable base with built-in automatic cooling and large chip drawer

- Micro spray device for stainless steel cuts (untested)

- Safety device for feed device (hood)

- Saw blade guard

- User manual (PDF)


\* Machine link :

<http://mhpl.logotech.de/hpm/v7/Datenblatt/datenblatt.php?machineno=1008-9164086>

## Machine attributes

saw blade diameter:	350 mm
cutting diameter:	110 mm
capacity 90 degrees: flat:	180 x 85 mm
capacity 45 degrees: round:	105 mm
capacity 45 degrees: flat:	130 x 85 mm
capacity 60 degrees: round:	105 mm
capacity 60 degrees: flat:	90 x 85 mm
turning speeds:	9-18-36-74 U/min
vice:	max. 180 mm
Control:	IMET CNC
total power requirement:	1.5 / 2.2 kW
weight:	710 kg
range L-W-H:	2000 x 1100 x 2000 mm

## Machine images









Rottweg 17 • D 48683 Ahaus  
 Tel. (0 25 61) 93 84-0  
 Fax (0 25 61) 93 84 36  
 Internet: [www.ab-maschinen.de](http://www.ab-maschinen.de)  
 E-Mail: [info@ab-maschinen.de](mailto:info@ab-maschinen.de)

Schweißtechnik  
 Lagereinrichtungen  
 Industriebedarf  
 Werksvertretungen  
 Gebrauchtmachines





Rottweg 17 • D 48683 Ahaus  
Tel. (0 25 61) 93 84-0  
Fax (0 25 61) 93 84 36  
Internet: [www.ab-maschinen.de](http://www.ab-maschinen.de)  
E-Mail: [info@ab-maschinen.de](mailto:info@ab-maschinen.de)

Schweißtechnik  
Lagereinrichtungen  
Industriebedarf  
Werksvertretungen  
Gebrauchtmaschinen

