



Rottweg 17 • D 48683 Ahaus  
Tel. (0 25 61) 93 84-0  
Fax (0 25 61) 93 84 36  
Internet: [www.ab-maschinen.de](http://www.ab-maschinen.de)  
E-Mail: [info@ab-maschinen.de](mailto:info@ab-maschinen.de)

Schweißtechnik  
Lagereinrichtungen  
Industriebedarf  
Werksvertretungen  
Gebrauchtmaschinen

## BEYELER PR6 1500 KN x 3100 MM (1008-9308368)



**Control type**  
CNC

**Construction year**  
1997

**Machine no.**  
1008-9308368

**Make**  
BEYELER

**Location**  
Ahaus

\*\* well-maintained condition (!!)

- in checked condition - machine video -  
<https://www.youtube.com/watch?v=jAmMu71Ccxo>

Equipment:

- BEYELER electro-hydraulic CNC press brake
- CYBELEC CNC control - model DNC 800 PS
- \* numerical CNC control unit
- \* 2D graphic programming & product display
- \* color screen
- \* tool & program library
- \* clear and logically structured screen pages
- \* display of collisions
- \* swiveling control, front right
- CNC-controlled axes (Y1+Y2-X-R-Z1+Z2)
- CNC-controlled back stop adjustment (X-axis)

- CNC-controlled vertical adjustment of the stop beam (R-axis)
- CNC-controlled adjustment of the stop fingers left-right (Z1+Z2)
- CNC-controlled lower beam cambering (BEYELER system)
- manual Upper tool clamping
- manual lower tool clamping
- BEYELER hydraulic clamping/folding device (lower tool)
- rear protective device (protective grille)
- side protective device (protective doors)
- various folding/bending tools
- 1x freely movable 2-hand/foot control
- operating instructions (PDF) + circuit diagram

## Machine attributes

pressure:	150 t
chamfer length:	3100 mm
distance between columns:	2550 mm
column arm:	405 mm
table width:	150 mm
adjustment speed:	200 mm/sec
working feed:	10.0 mm/sec
return speed:	120 mm/sec
stroke:	215 mm
daylight:	465 mm
table height:	960 mm
operating pressure:	320 bar
oil volume:	200 l
voltage:	3x 400 V
total power requirement:	15.0 KW
weight of the machine ca.:	9500 kg
range L-W-H:	3958 x 2350 x 2750 mm



## Machine images





Rottweg 17 • D 48683 Ahaus  
Tel. (0 25 61) 93 84-0  
Fax (0 25 61) 93 84 36  
Internet: [www.ab-maschinen.de](http://www.ab-maschinen.de)  
E-Mail: [info@ab-maschinen.de](mailto:info@ab-maschinen.de)

Schweißtechnik  
Lagereinrichtungen  
Industriebedarf  
Werkvertretungen  
Gebrauchsmaschinen







Rottweg 17 • D 48683 Ahaus  
 Tel. (0 25 61) 93 84-0  
 Fax (0 25 61) 93 84 36  
 Internet: www.ab-maschinen.de  
 E-Mail: info@ab-maschinen.de

Schweißtechnik  
 Lagereinrichtungen  
 Industriebedarf  
 Werksvertretungen  
 Gebrauchtmachines

© A + B Werkzeuge Maschinen Handels GmbH

  Blechbearbeitungsmaschinen GmbH Mühthäuser Straße 3 D-99867 Gotha Tel. (03621) 3830 - Fax (03621) 383383		
TYPE	PR 6 1500 KN x 3100 MM	TYP
Nº	88/423/016	Nr
Année Jahr Year	1997	Anno År Jaar
Tension Netzspannung Tension	3 x 400 V	Tensione Nätspanning Netspanning
Fréquence Netzfrequenz Frequency	50 HZ	Frequenza Frekuensi Frequency
Puissance Leistung Power	15 KW	Potenza Strömstyrka Vermogen
Fusible max. Max. Versicherung Max. Fuse	40 AT	Fusible max. Max. Säkring Max. Zekering
Poids Gewicht Weight	9 500 KG	Peso Vikt Gewicht
Max. pression Max. Druck Max. pressure	320 BAR	Max. pressione Max. tryck Max. druck
Vitesse Gv/PV Geschw. EG/KG Speed HS/LS	100/9 MM/S	Velocità min/max Hastighet H/LH Snelheid HS/LS
Course max. Max. Hub Max. Stroke	215 MM	Corsa max. Max. Slaglängd Max. wed
Temps d'arrêt Stopzeit Stopping time	130 MS	Tempo d'arresto Stopp tid Stop tijd
Dist. de Sécurité Sicherheitsabstand Safety distance	180 MM	Dist. di sicurezza Säkerhetsstånd Veiligheidsafstand